

## Track day for Cars (17-Feb-2017)

Losail Circuit Sports Club

Green & Blue Group

### Final Classification

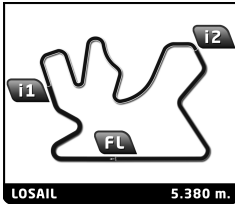
Nr.	Driver	Nat	Team	Car	Time	Lap	Total	Gap	Kph
1	79 Mohammed Al Khayyat	QAT		Lamborghini	Blue	2:56.892	2 4	- -	109.5
2	44 Mahmoud Al Khalaf	QAT		TOYOTA	GREEN	2:59.357	31 31	+2.465 +2.465	108.0
3	96 Abdulla Al Khelaifi	QAT		TOYOTA	GREEN	3:04.232	10 10	+7.340 +4.875	105.1
4	68 Saad Al Dosari	QAT		SUBARU	BLUE	3:05.771	10 15	+8.879 +1.539	104.3
5	72 Nayef Al Kaabi	QAT		MITSUBISHI	BLUE	3:15.723	15 16	+18.831 +9.952	99.0
6	81 Ayad Al Okar	QAT		SUBARU	Green	3:22.452	6 11	+25.560 +6.729	95.7
7	65 Nasser Abdulla	QAT		HONDA	BLUE	3:25.691	15 15	+28.799 +3.239	94.2
8	71 Mohamed Al Buainain	QAT		HONDA	BLUE	3:32.660	18 18	+35.768 +6.969	91.1
9	7 Ali Emadadhi	QAT		NISSAN	BLUE	3:36.310	2 2	+39.418 +3.650	89.5
10	73 Abdul Aziz Al Jabri	QAT		HONDA	BLUE	3:55.338	2 2	+58.446 +19.028	82.3
11	55 Fahad Al Mal	QAT		PORSCHE	BLUE				
12	67 Yousef Al Jabri	QAT		TOYOTA	BLUE		1		
13	75 Igor Burym	UKR		PORSCHE	GREEN				
14	76 Mohamed Al Malike	QAT		MC LAREN	green		1		
15	100 Fams Al Thani	QAT		PORSCHE	BLUE				

Fastest Lap	Lap 2	Mohammed Al Khayyat	2:56.892	109.5 Kph
-------------	-------	---------------------	----------	-----------

Published at: .....

Track Status: **DRY**

Stewards:	Timekeeper:
-----------	-------------



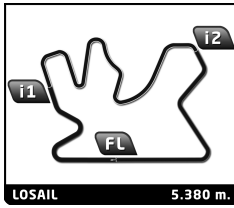
## Track day for Cars (17-Feb-2017)

Losail Circuit Sports Club

Green & Blue Group

### Best Sector Times

SECTOR 1			SECTOR 2			SECTOR 3			Pos	Driver	Ideal Lap	Best Lap
Pos	Driver	Time	Driver	Time	Driver	Time						
1	81 A.Al Okar	23.587	79 M.Al Khayyat	1:27.606	79 M.Al Khayyat	48.336	1	79 M.Al Khayyat	2:55.943	2:56.892	(1)	
2	79 M.Al Khayyat	40.001	44 M.Al Khalaf	1:29.528	44 M.Al Khalaf	50.144	2	81 A.Al Okar	2:58.633	3:22.452	(6)	
3	44 M.Al Khalaf	40.328	68 S.Al Dosari	1:30.539	68 S.Al Dosari	52.177	3	44 M.Al Khalaf	3:00.000	2:59.357	(2)	
4	96 A.Al Khelaifi	41.383	96 A.Al Khelaifi	1:31.523	96 A.Al Khelaifi	52.693	4	68 S.Al Dosari	3:04.601	3:05.771	(4)	
5	68 S.Al Dosari	41.885	72 N.Al Kaabi	1:36.172	72 N.Al Kaabi	53.387	5	96 A.Al Khelaifi	3:05.599	3:04.232	(3)	
6	72 N.Al Kaabi	43.411	81 A.Al Okar	1:37.660	81 A.Al Okar	57.386	6	72 N.Al Kaabi	3:12.970	3:15.723	(5)	
7	7 A.Emadadhi	47.431	7 A.Emadadhi	1:43.612	65 N.Abdulla	58.530	7	65 N.Abdulla	3:35.677	3:25.691	(7)	
8	65 N.Abdulla	48.442	65 N.Abdulla	1:48.705	71 M.Al Buainain	59.063	8	7 A.Emadadhi	3:36.310	3:36.310	(9)	
9	67 Y.Al Jabri	49.862	71 M.Al Buainain	1:49.537	7 A.Emadadhi	1:05.267	9	71 M.Al Buainain	3:38.568	3:32.660	(8)	
10	71 M.Al Buainain	49.968	67 Y.Al Jabri	1:51.570	73 A.Aziz Al Jabri	1:10.434	10	73 A.Aziz Al Jabri	3:55.338	3:55.338	(10)	
11	73 A.Aziz Al Jabri	50.961	73 A.Aziz Al Jabri	1:53.943	76 M.Al Malike	1:13.741	11	67 Y.Al Jabri	3:57.655			
12	76 M.Al Malike	54.699	76 M.Al Malike	1:57.951	67 Y.Al Jabri	1:16.223	12	76 M.Al Malike	4:06.391			

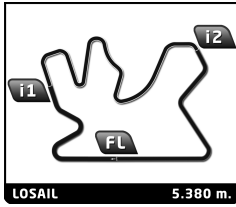


## Track day for Cars (17-Feb-2017)

Losail Circuit Sports Club  
After Green & Blue Group

Event maximum speed

Driver	Team	Car	Class	Top Speed	Lap	Session
72 Nayef Al Kaabi		MITSUBISHI	BLUE	200.0	9	Green & Blue Group
44 Mahmoud Al Khalaf		TOYOTA	GREEN	185.6	31	Green & Blue Group
79 Mohammed Al Khayyat		Lamborghini	Blue	180.0	2	Green & Blue Group
65 Nasser Abdulla		HONDA	BLUE	177.0	12	Green & Blue Group
68 Saad Al Dosari		SUBARU	BLUE	176.5	13	Green & Blue Group
96 Abdulla Al Khelaifi		TOYOTA	GREEN	175.9	3	Green & Blue Group
71 Mohamed Al Buainain		HONDA	BLUE	164.1	13	Green & Blue Group
81 Ayad Al Okar		SUBARU	Green	144.6	8	Green & Blue Group
7 Ali Emadadhi		NISSAN	BLUE	133.7	3	Green & Blue Group
76 Mohamed Al Malike		MC LAREN	green	129.7	2	Green & Blue Group
73 Abdul Aziz Al Jabri		HONDA	BLUE	121.3	2	Green & Blue Group
67 Yousef Al Jabri		TOYOTA	BLUE	119.5	2	Green & Blue Group



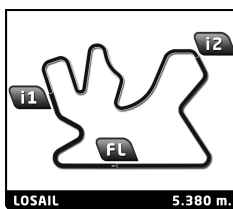
## Track day for Cars (17-Feb-2017)

Losail Circuit Sports Club

Green & Blue Group

### Fastest Lap Sequence

Practice Time	Driver	Team	Car	Class	Time	Kph	Lap
7:38.117	68 Saad Al Dosari		SUBARU	BLUE	3:55.790	82.1	1
10:34.040	7 Ali Emadadhi		NISSAN	BLUE	3:36.310	89.5	2
11:59.175	44 Mahmoud Al Khalaf		TOYOTA	GREEN	3:30.220	92.1	2
15:27.091	44 Mahmoud Al Khalaf		TOYOTA	GREEN	3:27.916	93.2	3
19:43.410	72 Nayef Al Kaabi		MITSUBISHI	BLUE	3:19.970	96.9	3
26:20.598	72 Nayef Al Kaabi		MITSUBISHI	BLUE	3:16.074	98.8	5
31:53.928	79 Mohammed Al Khayyat		Lamborghini	Blue	2:56.892	109.5	2



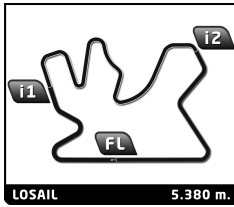
# Track day for Cars (17-Feb-2017)

Losail Circuit Sports Club  
Green & Blue Group

## Analysis

Personal Best Session Best B Crossing the finish line in pit lane

Lap	Time	Sector 1	Sector 2	Sector 3	Kph	Elapsed	Lap	Time	Sector 1	Sector 2	Sector 3	Kph	Elapsed
<b>7</b> Ali Emadadhi QAT NISSAN							<b>67</b> Yousef Al Jabri QAT TOYOTA						
1	4:28.549	1:20.256	2:01.573	1:06.720	72.1	6:57.730	1	4:24.599	1:09.488	1:58.888	1:16.223	73.2	8:38.307
2	3:36.310	47.431	1:43.612	1:05.267	89.5	10:34.040							
<b>44</b> Mahmoud Al Khalaf QAT TOYOTA							<b>68</b> Saad Al Dosari QAT SUBARU						
1	4:08.692	1:18.759	1:47.598	1:02.335	77.9	8:28.955	1	3:55.790	49.112	2:00.119	1:06.559	82.1	7:38.117
2	3:30.220	47.021	1:40.967	1:02.232	92.1	11:59.175	2	9:29.967 B	49.203	1:52.920	6:47.844	34.0	17:08.084
3	3:27.916	44.436	1:41.865	1:01.615	93.2	15:27.091	3	3:41.984	56.037	1:43.719	1:02.228	87.2	20:50.068
4	9:09.148 B	48.765	2:05.566	6:14.817	35.3	24:36.239	4	6:00.049 B	51.542	1:40.651	3:27.856	53.8	26:50.117
5	3:39.017	1:03.759	1:37.592	57.666	88.4	28:15.256	5	3:39.483	58.284	1:41.532	59.667	88.2	30:29.600
6	3:16.427	43.461	1:36.629	56.337	98.6	31:31.683	6	3:41.614	58.881	1:42.020	1:00.713	87.4	34:11.214
7	3:15.122	42.689	1:35.939	56.494	99.3	34:46.805	7	3:14.623	43.545	1:35.360	55.718	99.5	37:25.837
8	3:09.617	42.237	1:33.789	53.591	102.1	37:56.422	8	14:37.362 B	46.101	1:45.506	...	22.1	52:03.199
9	14:04.573 B	46.020	1:58.790	...	22.9	52:00.995	9	3:19.128	56.180	1:30.771	52.177	97.3	55:22.327
10	3:24.685	57.033	1:34.245	53.407	94.6	55:25.680	10	3:05.771	42.336	1:31.000	52.435	104.3	58:28.098
11	3:06.580	41.357	1:32.413	52.810	103.8	58:32.260	11	3:06.898	41.885	1:32.508	52.505	103.6	1:01:34.996
12	3:04.948	41.331	1:31.039	52.578	104.7	1:01:37.208	12	3:05.857	42.461	1:30.539	52.857	104.2	1:04:40.853
13	3:04.882	40.882	1:31.916	52.084	104.8	1:04:42.090	13	14:38.852 B	43.174	1:35.002	...	22.0	1:19:19.705
14	3:03.807	41.384	1:29.528	52.895	105.4	1:07:45.897	14	3:33.609	57.373	1:40.879	55.357	90.7	1:22:53.314
15	30:06.900 B	43.053	1:41.265	...	10.7	1:37:52.797	15	3:36.117	47.722	1:51.189	57.206	89.6	1:26:29.431
16	3:33.772	1:04.785	1:34.757	54.230	90.6	1:41:26.569							
17	3:05.466	40.808	1:31.603	53.055	104.4	1:44:32.035							
18	3:10.609	41.691	1:35.989	52.929	101.6	1:47:42.644							
19	3:05.159	40.933	1:31.291	52.935	104.6	1:50:47.803							
20	3:04.091	41.583	1:30.188	52.320	105.2	1:53:51.894							
21	3:03.714	40.328	1:30.940	52.446	105.4	1:56:55.608							
22	3:03.656	...	...	51.946	105.5	1:59:59.264							
23	3:02.905	...	...	51.493	105.9	2:03:02.169							
24	32:38.568 B	...	...	9.9	2:35:40.737								
25	3:20.818	...	...	52.678	96.4	2:39:01.555							
26	3:02.985	...	...	51.517	105.8	2:42:04.540							
27	3:02.438	...	...	51.355	106.2	2:45:06.978							
28	3:01.277	...	...	50.565	106.8	2:48:08.255							
29	3:01.862	...	...	50.893	106.5	2:51:10.117							
30	2:59.418	...	...	50.144	107.9	2:54:09.535							
31	2:59.357	...	...	50.460	108.0	2:57:08.892							
<b>65</b> Nasser Abdulla QAT HONDA							<b>71</b> Mohamed Al Buainain QAT HONDA						
1	10:58.339 B	1:11.056	2:04.234	7:43.049	29.4	24:40.617	1	4:52.779	1:15.661	2:17.698	1:19.420	66.2	18:40.508
2	40:17.447 B	1:08.986	2:09.577	...	8.0	1:04:58.064	2	4:32.334	1:00.303	2:12.090	1:19.941	71.1	23:12.842
3	4:30.636	1:04.257	2:09.374	1:17.005	71.6	1:09:28.700	3	4:05.656	55.350	2:00.441	1:09.865	78.8	27:18.498
4	34:25.903 B	1:00.564	2:08.001	...	9.4	1:43:54.603	4	7:36.883 B	50.946	1:56.784	4:49.153	42.4	34:55.381
5	4:05.673	1:08.652	1:54.160	1:02.861	78.8	1:48:00.276	5	4:14.687	1:08.370	2:00.000	1:06.317	76.0	39:10.068
6	3:47.415	48.980	1:54.285	1:04.150	85.2	1:51:47.691	6	25:42.994 B	1:21.913	3:58.387	...	12.6	1:04:53.062
7	3:36.978	48.442	1:48.705	59.831	89.3	1:55:24.669	7	4:34.642	1:07.673	2:09.228	1:17.741	70.5	1:09:27.704
8	3:51.311	...	...	1:05.792	83.7	1:59:15.980	8	4:19.044	59.675	2:08.583	1:10.786	74.8	1:13:46.748
9	3:38.534	...	...	59.061	88.6	2:02:54.514	9	30:02.127 B	57.469	2:05.662	...	10.7	1:43:48.875
10	3:39.052	...	...	1:00.620	88.4	2:06:33.566	10	4:14.218	1:07.479	1:59.473	1:07.266	76.2	1:48:03.093
11	3:27.065	...	...	58.530	93.5	2:10:00.631	11	3:45.194	49.968	1:52.629	1:02.597	86.0	1:51:48.287
12	3:34.548	...	...	59.727	90.3	2:13:35.179	12	3:40.971	51.702	1:49.537	59.732	87.6	1:55:29.258
13	3:35.284	...	...	1:04.962	90.0	2:17:10.463	13	3:45.186	...	...	1:03.212	86.0	1:59:14.444
14	3:40.847	...	...	59.972	87.7	2:20:51.310	14	3:40.240	...	...	1:00.509	87.9	2:02:54.684
15	3:25.691	...	...	59.103	94.2	2:24:17.001	15	3:35.952	...	...	59.135	89.7	2:06:30.636
<b>72</b> Nayef Al Kaabi QAT MITSUBISHI							<b>71</b> Mohamed Al Buainain QAT HONDA						
1	7:58.055 B	56.431	1:39.254	5:22.370	40.5	12:50.515	16	3:33.011	...	...	59.063	90.9	2:10:03.647
2	3:32.925	55.013	1:37.644	1:00.268	91.0	16:23.440	17	3:33.717	...	...	1:00.835	90.6	2:13:37.364
3	3:19.970	45.391	1:38.381	56.198	96.9	19:43.410	18	3:32.660	...	...	1:00.659	91.1	2:17:10.024
4	3:21.114	43.433	1:37.662	1:00.019	96.3	23:04.524							
5	3:16.074	43.812	1:37.634	54.628	98.8	26:20.598							
6	3:16.174	43.719	1:38.711	53.744	98.7	29:36.772							
7	20:46.216 B	43.411	1:38.292	...	15.5	50:22.988							
8	3:28.397	52.844	1:41.876	53.677	92.9	53:51.385							
9	3:51.962	1:13.895	1:42.394	55.673	83.5	57:43.347							
10	3:45.614	1:06.381	1:42.090	57.143	85.8	1:01:28.961							



## Track day for Cars (17-Feb-2017)

Losail Circuit Sports Club

Green & Blue Group

### Analysis

■ Personal Best   
 ■ Session Best   
 B Crossing the finish line in pit lane

Lap	Time	Sector 1	Sector 2	Sector 3	Kph	Elapsed	Lap	Time	Sector 1	Sector 2	Sector 3	Kph	Elapsed
11	3:22.671	44.458	1:43.307	54.906	95.6	1:04:51.632							
12	3:22.857	44.158	1:44.252	54.447	95.5	1:08:14.489							
13	3:41.503	46.585	1:52.615	1:02.303	87.4	1:11:55.992							
14	3:15.889	45.432	1:36.649	53.808	98.9	1:15:11.881							
15	3:15.723	46.164	1:36.172	53.387	99.0	1:18:27.604							
16	3:19.248	48.941	1:36.537	53.770	97.2	1:21:46.852							

73	Abdul Aziz Al Jabri						QAT
							HONDA
	1	4:25.766	1:13.518	1:56.227	1:16.021	72.9	8:33.487
2	3:55.338	50.961	1:53.943	1:10.434	82.3	12:28.825	

76	Mohamed Al Malike						QAT
							MC LAREN
1	4:34.589	1:11.641	2:09.207	1:13.741	70.5	28:07.730	

79	Mohammed Al Khayyat						QAT
							Lamborghini
	1	3:27.893	1:02.931	1:35.506	49.456	93.2	28:57.036
	2	2:56.892	40.001	1:28.555	48.336	109.5	31:53.928
	3	3:05.601	42.398	1:33.362	49.841	104.4	34:59.529
4	2:57.886	41.521	1:27.606	48.759	108.9	37:57.415	

81	Ayad Al Okar						QAT
							SUBARU
	1	4:05.742	1:06.234	1:58.218	1:01.290	78.8	1:16:15.016
	2	3:35.907	45.832	1:48.929	1:01.146	89.7	1:19:50.923
	3	7:25.872 <b>B</b>	49.110	1:42.037	4:54.725	43.4	1:27:16.795
	4	3:39.770	57.671	1:41.789	1:00.310	88.1	1:30:56.565
	5	3:50.255	1:09.813	1:41.661	58.781	84.1	1:34:46.820
	6	3:22.452	44.822	1:37.660	59.970	95.7	1:38:09.272
	7	3:25.118	46.326	1:41.406	57.386	94.4	1:41:34.390
	8	48:48.455 <b>B</b>	45.755	1:41.470	...	6.6	2:30:22.845
	9	3:41.384			1:02.407	87.5	2:34:04.229
	10	3:32.420			1:01.924	91.2	2:37:36.649
11	4:39.305 <b>B</b>	23.587	2:01.391	2:14.327	69.3	2:42:15.954	

96	Abdulla Al Khelaiifi						QAT
							TOYOTA
	1	1:30:06.388 <b>B</b>	1:18.155	1:50.779	...	3.6	1:34:29.582
	2	3:21.880	50.897	1:36.360	54.623	95.9	1:37:51.462
	3	3:10.708	41.944	1:34.392	54.372	101.6	1:41:02.170
	4	3:10.265	42.183	1:34.054	54.028	101.8	1:44:12.435
	5	3:43.147	1:12.291	1:35.273	55.583	86.8	1:47:55.582
	6	3:08.743	41.480	1:33.292	53.971	102.6	1:51:04.325
	7	3:07.715	41.693	1:32.654	53.368	103.2	1:54:12.040
	8	3:06.386	41.383	1:31.523	53.480	103.9	1:57:18.426
	9	3:04.802			53.349	104.8	2:00:23.228
	10	3:04.232			52.693	105.1	2:03:27.460