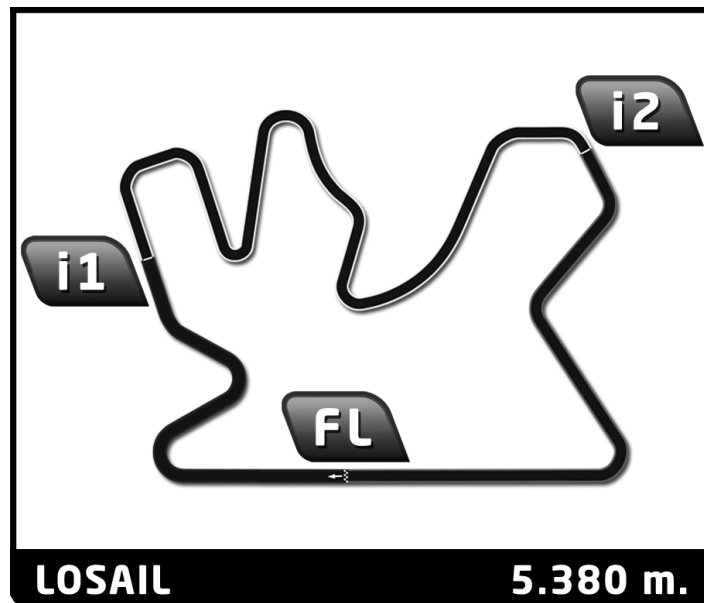
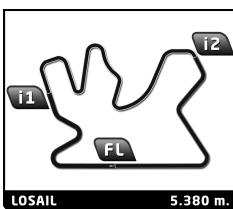


Losail Circuit Sports Club

Track day for Cars (11/FEB/2017)

Results Booklet





Track day for Cars (11/FEB/2017)

Losail Circuit Sports Club

Blue & Green Group

Final Classification

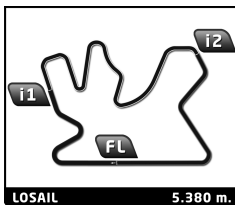
Nr.	Driver	Nat	Team	Car	Time	Lap	Total	Gap	Kph
1	46 MK Racing	QAT		MC LAREN	2:15.376	17	21	-	143.1
2	15 Amro Ahmed	QAT		FORMULA 3	2:17.517	8	20	+2.141	140.8
3	9 Sultan AL Thani	QAT		PORSCHE	2:18.365	17	34	+2.989	140.0
4	59 Ayad Al Okar	QAT		MERCEDES	2:25.235	19	25	+9.859	133.4
5	64 Abdullah Al Shaikhan	QAT		FORD	2:25.695	19	20	+10.319	132.9
6	74 Mansoor Al Hajri	QAT		TOYOTA	2:26.192	16	26	+10.816	132.5
7	96 Abdulla Al Khelaifi	QAT		TOYOTA	2:27.834	19	23	+12.458	131.0
8	44 Mahmood Al Khalaf	QAT		Toyota	2:28.549	12	14	+13.173	130.4
9	58 Francesco Fornaciari	ITA		LOTUS	2:30.462	9	15	+15.086	128.7
10	56 Khalid Al Mansoori	QAT		SUBARU	2:32.151	14	14	+16.775	127.3
11	7 Ali Emadadhi	QAT		NISSAN	2:32.872	14	17	+17.496	126.7
12	57 Mohammed Al Naemi	QAT		SUBARU	2:33.244	11	19	+17.868	126.4
13	77 Martin Staffel	GER		PORSCHE	2:33.419	2	13	+18.043	126.2
14	62 Saad Al Dosari	QAT		SUBARU	2:33.834	13	22	+18.458	125.9
15	65 Matteo Casiraghi	ITA		AUDI	2:35.017	10	10	+19.641	124.9
16	55 Yaser.A Maghribi	GBR		RENAULT	2:37.208	14	20	+21.832	123.2
17	60 Yousef Al Jabri	QAT		TOYOTA	2:37.674	8	20	+22.298	122.8
18	61 Abdul Aziz Al Jabri	QAT		HONDA	2:38.739	18	22	+23.363	122.0
19	50 Mahmoud Al Mahmoud	QAT		BMW			5		
20	63 Mahanna Al Naimi	QAT		MERCEDES			1		

Fastest Lap	Lap 17	MK Racing	2:15.376	143.1 Kph
--------------------	--------	-----------	----------	-----------

Published at:

Track Status: **DRY**

Stewards:	Timekeeper:
------------------	--------------------



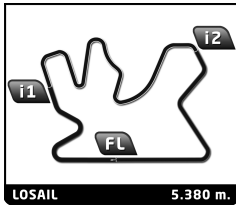
Track day for Cars (11/FEB/2017)

Losail Circuit Sports Club

Blue & Green Group

Best Sector Times

SECTOR 1			SECTOR 2		SECTOR 3		Pos	Driver	Ideal Lap	Best Lap	
Pos	Driver	Time	Driver	Time	Driver	Time					
1	46 MK Racing	29.430	15 A.Ahmed	1:07.285	46 MK Racing	37.705	1	46 MK Racing	2:15.031	2:15.376	(1)
2	9 S.AL Thani	29.997	46 MK Racing	1:07.896	15 A.Ahmed	38.659	2	15 A.Ahmed	2:16.125	2:17.517	(2)
3	15 A.Ahmed	30.181	9 S.AL Thani	1:09.157	9 S.AL Thani	39.211	3	9 S.AL Thani	2:18.365	2:18.365	(3)
4	59 A.AI Okar	30.859	74 M.AI Hajri	1:11.475	59 A.AI Okar	40.090	4	59 A.AI Okar	2:23.521	2:25.235	(4)
5	64 A.AI Shaikhan	31.922	96 A.AI Khelaifi	1:11.977	64 A.AI Shaikhan	41.025	5	64 A.AI Shaikhan	2:25.561	2:25.695	(5)
6	77 M.Staffel	32.326	59 A.AI Okar	1:12.572	74 M.AI Hajri	42.034	6	74 M.AI Hajri	2:25.856	2:26.192	(6)
7	74 M.AI Hajri	32.347	64 A.AI Shaikhan	1:12.614	96 A.AI Khelaifi	42.353	7	96 A.AI Khelaifi	2:27.211	2:27.834	(7)
8	50 M.AI Mahmoud	32.364	44 M.AI Khalaf	1:12.751	58 F.Fornaciari	42.502	8	44 M.AI Khalaf	2:28.196	2:28.549	(8)
9	44 M.AI Khalaf	32.596	50 M.AI Mahmoud	1:14.777	50 M.AI Mahmoud	42.554	9	50 M.AI Mahmoud	2:29.695		
10	56 K.AI Mansoori	32.835	56 K.AI Mansoori	1:14.853	7 A.Emadadhi	42.699	10	58 F.Fornaciari	2:30.462	2:30.462	(9)
11	58 F.Fornaciari	32.851	58 F.Fornaciari	1:15.109	77 M.Staffel	42.779	11	56 K.AI Mansoori	2:30.969	2:32.151	(10)
12	96 A.AI Khelaifi	32.881	57 M.AI Naemi	1:15.379	44 M.AI Khalaf	42.849	12	77 M.Staffel	2:31.265	2:33.419	(13)
13	62 S.AI Dosari	33.485	7 A.Emadadhi	1:15.412	56 K.AI Mansoori	43.281	13	7 A.Emadadhi	2:31.942	2:32.872	(11)
14	7 A.Emadadhi	33.831	62 S.AI Dosari	1:15.598	65 M.Casiraghi	43.428	14	62 S.AI Dosari	2:33.042	2:33.834	(14)
15	57 M.AI Naemi	33.910	77 M.Staffel	1:16.160	57 M.AI Naemi	43.934	15	57 M.AI Naemi	2:33.223	2:33.244	(12)
16	65 M.Casiraghi	33.948	65 M.Casiraghi	1:17.355	62 S.AI Dosari	43.959	16	65 M.Casiraghi	2:34.731	2:35.017	(15)
17	60 Y.AI Jabri	34.185	55 Y.Maghribi	1:17.617	55 Y.Maghribi	44.750	17	55 Y.Maghribi	2:36.697	2:37.208	(16)
18	55 Y.Maghribi	34.330	60 Y.AI Jabri	1:17.931	60 Y.AI Jabri	45.002	18	60 Y.AI Jabri	2:37.118	2:37.674	(17)
19	61 A.Aziz Al Jabri	34.534	61 A.Aziz Al Jabri	1:18.257	61 A.Aziz Al Jabri	45.361	19	61 A.Aziz Al Jabri	2:38.152	2:38.739	(18)

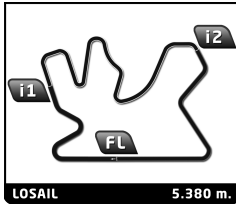


Track day for Cars (11/FEB/2017)

Losail Circuit Sports Club
After Blue & Green Group

Event maximum speed

Driver	Team	Car	Class	Top Speed	Lap	Session
46 MK Racing		MC LAREN		263.4	21	Blue & Green Group
9 Sultan AL Thani		PORSCHE		247.1	20	Blue & Green Group
59 Ayad Al Okar		MERCEDES		246.6	19	Blue & Green Group
77 Martin Staffel		PORSCHE		240.0	4	Blue & Green Group
64 Abdullah Al Shaikhan		FORD		232.8	7	Blue & Green Group
50 Mahmoud Al Mahmoud		BMW		217.3	4	Blue & Green Group
15 Amro Ahmed		FORMULA 3		213.0	16	Blue & Green Group
58 Francesco Fornaciari		LOTUS		211.4	8	Blue & Green Group
56 Khalid Al Mansoori		SUBARU		209.7	12	Blue & Green Group
7 Ali Emadadhi		NISSAN		208.5	7	Blue & Green Group
65 Matteo Casiraghi		AUDI		200.4	5	Blue & Green Group
44 Mahmoud Al Khalaf		Toyota		194.2	10	Blue & Green Group
62 Saad Al Dosari		SUBARU		193.2	8	Blue & Green Group
74 Mansoor Al Hajri		TOYOTA		192.9	3	Blue & Green Group
57 Mohammed Al Naemi		SUBARU		192.5	8	Blue & Green Group
61 Abdul Aziz Al Jabri		HONDA		190.8	12	Blue & Green Group
60 Yousef Al Jabri		TOYOTA		189.5	20	Blue & Green Group
55 Yaser.A Maghribi		RENAULT		187.5	13	Blue & Green Group
96 Abdulla Al Khelaifi		TOYOTA		185.6	17	Blue & Green Group



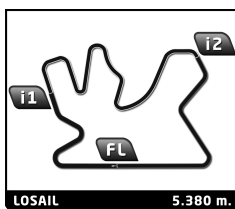
Track day for Cars (11/FEB/2017)

Losail Circuit Sports Club

Blue & Green Group

Fastest Lap Sequence

Practice Time	Driver	Team	Car	Class	Time	Kph	Lap
8:10.480	46	MK Racing	MC LAREN		2:22.351	136.1	2
10:28.925	46	MK Racing	MC LAREN		2:18.445	139.9	3
32:02.185	46	MK Racing	MC LAREN		2:17.554	140.8	8
36:15.048	15	Amro Ahmed	FORMULA 3		2:17.517	140.8	8
1:04:15.117	46	MK Racing	MC LAREN		2:16.823	141.6	11
1:06:31.269	46	MK Racing	MC LAREN		2:16.152	142.3	12
1:56:27.468	46	MK Racing	MC LAREN		2:15.376	143.1	17



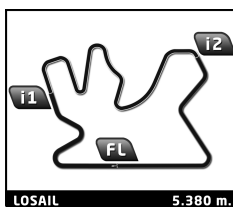
Track day for Cars (11/FEB/2017)

Losail Circuit Sports Club
Blue & Green Group

Analysis

■ Personal Best
 ■ Session Best
 ■ Crossing the finish line in pit lane

Lap	Time	Sector 1	Sector 2	Sector 3	Kph	Elapsed	Lap	Time	Sector 1	Sector 2	Sector 3	Kph	Elapsed
15	2:26.181	31.911	1:13.029	41.241	132.5	1:12:28.833	21	2:40.861	35.224	1:19.787	45.850	120.4	2:25:14.485
16	1:02:58.502 B	33.389	1:39.014	...	5.1	2:15:27.335	22	2:41.026	34.534	1:19.862	46.630	120.3	2:27:55.511
17	6:12.825 B	1:15.757	2:20.280	2:36.788	51.9	2:21:40.160	62 Saad Al Dosari QAT						
18	2:48.594	45.091	1:23.413	40.090	114.9	2:24:28.754	SUBARU						
19	2:25.235	31.120	1:12.572	41.543	133.4	2:26:53.989	1	4:13.907 B	48.557	1:20.775	2:04.575	76.3	27:49.840
20	2:32.502	31.152	1:14.950	46.400	127.0	2:29:26.491	2	5:47.842 B	45.995	1:17.082	3:44.765	55.7	33:37.682
21	15:35.034 B	31.068	1:16.225	...	20.7	2:45:01.525	3	2:59.061	56.623	1:17.196	45.242	108.2	36:36.743
22	2:36.244	41.033	1:13.274	41.937	124.0	2:47:37.769	4	2:35.477	34.750	1:16.244	44.483	124.6	39:12.220
23	2:27.927	33.861	1:12.623	41.443	130.9	2:50:05.696	5	11:29.964 B	33.936	1:19.930	9:36.098	28.1	50:42.184
24	2:28.492	31.495	1:16.086	40.911	130.4	2:52:34.188	6	12:21.080 B	45.110	1:17.483	...	26.1	1:03:03.264
25	2:32.120	32.017	1:16.349	43.754	127.3	2:55:06.308	7	3:09.898	50.360	1:30.648	48.890	102.0	1:06:13.162
60 Yousef Al Jabri QAT							8	6:07.525 B	35.777	1:18.448	4:13.300	52.7	1:12:20.687
TOYOTA							9	3:18.097	1:09.085	1:24.707	44.305	97.8	1:15:38.784
1	3:16.322	55.644	1:30.819	49.859	98.7	37:05.030	10	2:35.034	33.905	1:16.304	44.825	124.9	1:18:13.818
2	2:46.857	35.870	1:23.521	47.466	116.1	39:51.887	11	2:33.917	34.076	1:15.882	43.959	125.8	1:20:47.735
3	2:39.233	34.885	1:19.216	45.132	121.6	42:31.120	12	3:13.389	41.089	1:40.627	51.673	100.2	1:24:01.124
4	2:40.506	34.553	1:19.842	46.111	120.7	45:11.626	13	2:33.834	33.615	1:15.796	44.423	125.9	1:26:34.958
5	19:53.465 B	43.604	1:44.665	...	16.2	1:05:05.091	14	38:34.368 B	36.300	1:25.136	...	8.4	2:05:09.326
6	3:01.955	47.194	1:27.020	47.741	106.4	1:08:07.046	15	2:44.576	41.356	1:17.930	45.290	117.7	2:07:53.902
7	2:38.121	34.884	1:17.931	45.306	122.5	1:10:45.167	16	2:34.122	34.327	1:15.598	44.197	125.7	2:10:28.024
8	2:37.674	34.677	1:17.995	45.002	122.8	1:13:22.841	17	2:34.514	33.976	1:16.444	44.094	125.3	2:13:02.538
9	2:38.978	34.854	1:18.796	45.328	121.8	1:16:01.819	18	3:13.655	45.292	1:38.288	50.075	100.0	2:16:16.193
10	13:14.049 B	40.819	1:41.368	...	24.4	1:29:15.868	19	2:57.521	39.241	1:29.872	48.408	109.1	2:19:13.714
11	3:02.443	45.723	1:27.706	49.014	106.2	1:32:18.311	20	2:42.210	33.769	1:21.362	47.079	119.4	2:21:55.924
12	2:38.223	34.583	1:18.406	45.234	122.4	1:34:56.534	21	2:45.102	37.778	1:21.269	46.055	117.3	2:24:41.026
13	21:42.053 B	34.493	1:20.217	...	14.9	1:56:38.587	22	2:34.735	33.485	1:15.647	45.603	125.2	2:27:15.761
14	3:13.414	52.024	1:31.189	50.201	100.1	1:59:52.001	63 Mahanna Al Naimi QAT						
15	2:42.026	35.931	1:19.790	46.305	119.5	2:02:34.027	MERCEDES						
16	2:39.809	34.491	1:18.405	46.913	121.2	2:05:13.836	1	16:52.810 B	19.1	24:40.230
17	2:42.761	35.275	1:21.317	46.169	119.0	2:07:56.597	64 Abdullah Al Shaikhan QAT						
18	11:12.013 B	41.576	1:40.011	8:50.426	28.8	2:19:08.610	FORD						
19	3:22.738	56.694	1:37.241	48.803	95.5	2:22:31.348	1	3:20.133	54.813	1:37.958	47.362	96.8	14:55.208
20	2:39.169	34.921	1:18.654	45.594	121.7	2:25:10.517	2	2:27.243	32.809	1:13.218	41.216	131.5	17:22.451
61 Abdul Aziz Al Jabri QAT							3	18:50.621 B	45.177	1:40.677	...	17.1	36:13.072
HONDA							4	3:45.595	1:13.716	1:45.522	46.357	85.9	39:58.667
1	3:11.587	54.492	1:29.154	47.941	101.1	32:59.084	5	3:07.018	32.529	1:27.358	1:07.131	103.6	43:05.685
2	2:40.843	35.171	1:19.526	46.146	120.4	35:39.927	6	3:16.509	46.339	1:44.337	45.833	98.6	46:22.194
3	2:41.708	34.908	1:20.001	46.799	119.8	38:21.635	7	2:28.913	32.886	1:13.442	42.585	130.1	48:51.107
4	2:44.085	35.014	1:22.118	46.953	118.0	41:05.720	8	43:45.650 B	46.102	1:44.195	...	7.4	1:32:36.757
5	24:01.537 B	38.500	1:29.036	...	13.4	1:05:07.257	9	4:12.888	1:09.453	2:08.476	54.959	76.6	1:36:49.645
6	3:00.757	46.319	1:26.828	47.610	107.1	1:08:08.014	10	11:45.205 B	49.878	1:55.141	9:00.186	27.5	1:48:34.850
7	2:40.662	35.560	1:19.288	45.814	120.6	1:10:48.676	11	3:20.226	53.183	1:37.848	49.195	96.7	1:51:55.076
8	2:39.808	34.905	1:19.019	45.884	121.2	1:13:28.484	12	3:26.975	47.211	1:49.200	50.564	93.6	1:55:22.051
9	2:39.943	34.823	1:19.121	45.999	121.1	1:16:08.427	13	2:26.392	32.476	1:12.614	41.302	132.3	1:57:48.443
10	13:02.547 B	39.743	1:33.919	...	24.7	1:29:10.974	14	14:44.414 B	41.892	1:28.391	...	21.9	2:12:32.857
11	3:07.515	49.141	1:30.374	48.000	103.3	1:32:18.489	15	3:17.284	53.729	1:40.865	42.690	98.2	2:15:50.141
12	2:39.346	35.390	1:18.257	45.699	121.5	1:34:57.835	16	2:28.331	32.944	1:13.917	41.470	130.6	2:18:18.472
13	2:55.923	34.723	1:27.237	53.963	110.1	1:37:53.758	17	32:12.848 B	44.025	1:59.879	...	10.0	2:50:31.320
14	18:48.380 B	34.870	1:47.230	...	17.2	1:56:42.138	18	3:32.682	58.709	1:46.891	47.082	91.1	2:54:04.002
15	3:10.041	49.845	1:30.355	49.841	101.9	1:59:52.179	19	2:25.695	31.922	1:12.678	41.095	132.9	2:56:29.697
16	2:39.428	34.932	1:18.784	45.712	121.5	2:02:31.607	20	2:26.763	32.699	1:13.039	41.025	132.0	2:58:56.460
17	2:38.885	34.631	1:18.651	45.603	121.9	2:05:10.492							
18	2:38.739	34.567	1:18.811	45.361	122.0	2:07:49.231							
19	11:27.485 B	46.770	1:39.573	9:01.142	28.2	2:19:16.716							
20	3:16.908	49.109	1:38.400	49.399	98.4	2:22:33.624							



Track day for Cars (11/FEB/2017)

Losail Circuit Sports Club
Blue & Green Group

Analysis

■ Personal Best
 ■ Session Best
 ■ Crossing the finish line in pit lane

Lap	Time	Sector 1	Sector 2	Sector 3	Kph	Elapsed	Lap	Time	Sector 1	Sector 2	Sector 3	Kph	Elapsed		
65	Matteo Casiraghi						ITA	13	26:18.235 B	42.275	1:38.874	...	12.3	1:23:21.781	
	AUDI							96	Abdulla Al Khelaifi						QAT
1	3:09.015	56.794	1:26.125	46.096	102.5	28:09.488		1	2:51.750	48.796	1:18.662	44.292	112.8	13:26.022	
2	2:52.901	35.827	1:30.913	46.161	112.0	31:02.389		2	6:54.767 B	33.899	1:14.698	5:06.170	46.7	20:20.789	
3	2:40.459	35.531	1:19.719	45.209	120.7	33:42.848		3	2:39.302	43.098	1:13.209	42.995	121.6	23:00.091	
4	2:40.820	35.226	1:21.566	44.028	120.4	36:23.668		4	2:29.292	33.455	1:12.946	42.891	129.7	25:29.383	
5	2:38.184	34.185	1:19.495	44.504	122.4	39:01.852		5	9:33.727 B	35.170	1:19.612	7:38.945	33.8	35:03.110	
6	29:19.783 B	38.934	1:37.460	...	11.0	1:08:21.635		6	2:37.518	41.016	1:13.669	42.833	123.0	37:40.628	
7	3:27.181	1:10.129	1:29.826	47.226	93.5	1:11:48.816		7	2:28.440	33.282	1:12.533	42.625	130.5	40:09.068	
8	2:37.845	34.526	1:19.015	44.304	122.7	1:14:26.661		8	6:17.685 B	33.945	1:17.093	4:26.647	51.3	46:26.753	
9	2:35.712	33.948	1:17.786	43.978	124.4	1:17:02.373		9	2:37.205	40.933	1:13.477	42.795	123.2	49:03.958	
10	2:35.017	34.234	1:17.355	43.428	124.9	1:19:37.390		10	2:31.155	33.201	1:12.955	44.999	128.1	51:35.113	
	QAT							11	21:15.687 B	33.139	1:15.556	...	15.2	1:12:50.800	
	TOYOTA							12	2:46.010	46.861	1:15.980	43.169	116.7	1:15:36.810	
1	3:16.161	1:13.384	1:18.419	44.358	98.7	32:27.313		13	2:28.628	33.130	1:12.873	42.625	130.3	1:18:05.438	
2	2:28.865	33.446	1:12.774	42.645	130.1	34:56.178		14	2:28.429	33.132	1:12.576	42.721	130.5	1:20:33.867	
3	14:55.033 B	33.489	1:15.216	...	21.6	49:51.211		15	7:48.846 B	36.818	1:31.910	5:40.118	41.3	1:28:22.713	
4	3:01.107	59.623	1:18.082	43.402	106.9	52:52.318		16	2:37.368	41.834	1:12.548	42.986	123.1	1:31:00.081	
5	2:28.862	33.539	1:12.872	42.451	130.1	55:21.180		17	20:19.875 B	32.918	1:28.970	...	15.9	1:51:19.956	
6	2:27.846	32.957	1:12.440	42.449	131.0	57:49.026		18	2:37.026	40.588	1:13.217	43.221	123.3	1:53:56.982	
7	30:28.459 B	36.599	1:20.204	...	10.6	1:28:17.485		19	2:27.834	33.217	1:11.977	42.640	131.0	1:56:24.816	
8	2:40.860	44.976	1:12.939	42.945	120.4	1:30:58.345		20	2:28.015	33.321	1:12.341	42.353	130.9	1:58:52.831	
9	2:29.202	32.786	1:13.662	42.754	129.8	1:33:27.547		21	41:06.679 B	32.881	1:13.045	...	7.9	2:39:59.510	
10	2:28.576	33.335	1:12.538	42.703	130.4	1:35:56.123		22	2:50.191	53.007	1:14.592	42.592	113.8	2:42:49.701	
11	2:27.895	32.838	1:12.341	42.716	131.0	1:38:24.018		23	2:29.178	33.163	1:13.051	42.964	129.8	2:45:18.879	
12	20:05.802 B	37.709	1:37.141	...	16.1	1:58:29.820									
13	2:42.127	44.672	1:14.578	42.877	119.5	2:01:11.947									
14	2:27.489	32.784	1:11.819	42.886	131.3	2:03:39.436									
15	2:28.678	32.668	1:12.206	43.804	130.3	2:06:08.114									
16	2:26.192	32.596	1:11.475	42.121	132.5	2:08:34.306									
17	2:34.981	32.784	1:17.454	44.743	125.0	2:11:09.287									
18	7:50.946 B	32.612	1:11.740	6:06.594	41.1	2:19:00.233									
19	3:05.300	59.249	1:20.091	45.960	104.5	2:22:05.533									
20	2:38.759	34.778	1:19.014	44.967	122.0	2:24:44.292									
21	16:39.124 B	34.012	1:16.180	...	19.4	2:41:23.416									
22	2:40.120	43.373	1:14.654	42.093	121.0	2:44:03.536									
23	2:26.927	32.490	1:12.403	42.034	131.8	2:46:30.463									
24	2:26.830	32.347	1:12.324	42.159	131.9	2:48:57.293									
25	2:26.490	32.740	1:11.632	42.118	132.2	2:51:23.783									
26	2:27.149	32.384	1:12.389	42.376	131.6	2:53:50.932									
	GER														
	PORSCHE														
77	Martin Staffel						GER								
1	3:28.583	59.131	1:42.769	46.683	92.9	16:51.013									
2	2:33.419	33.148	1:17.492	42.779	126.2	19:24.432									
3	2:33.897	33.264	1:16.254	44.379	125.9	21:58.329									
4	6:22.850 B	32.326	1:16.160	4:34.364	50.6	28:21.179									
5	2:54.819	43.053	1:25.582	46.184	110.8	31:15.998									
6	2:42.343	34.013	1:22.324	46.006	119.3	33:58.341									
7	2:35.172	34.371	1:17.542	43.259	124.8	36:33.513									
8	9:24.825 B	40.638	1:29.664	7:14.523	34.3	45:58.338									
9	2:54.292	43.882	1:24.838	45.572	111.1	48:52.630									
10	2:43.689	35.486	1:21.477	46.726	118.3	51:36.319									
11	2:45.175	36.374	1:22.355	46.446	117.3	54:21.494									
12	2:42.052	34.986	1:21.233	45.833	119.5	57:03.546									